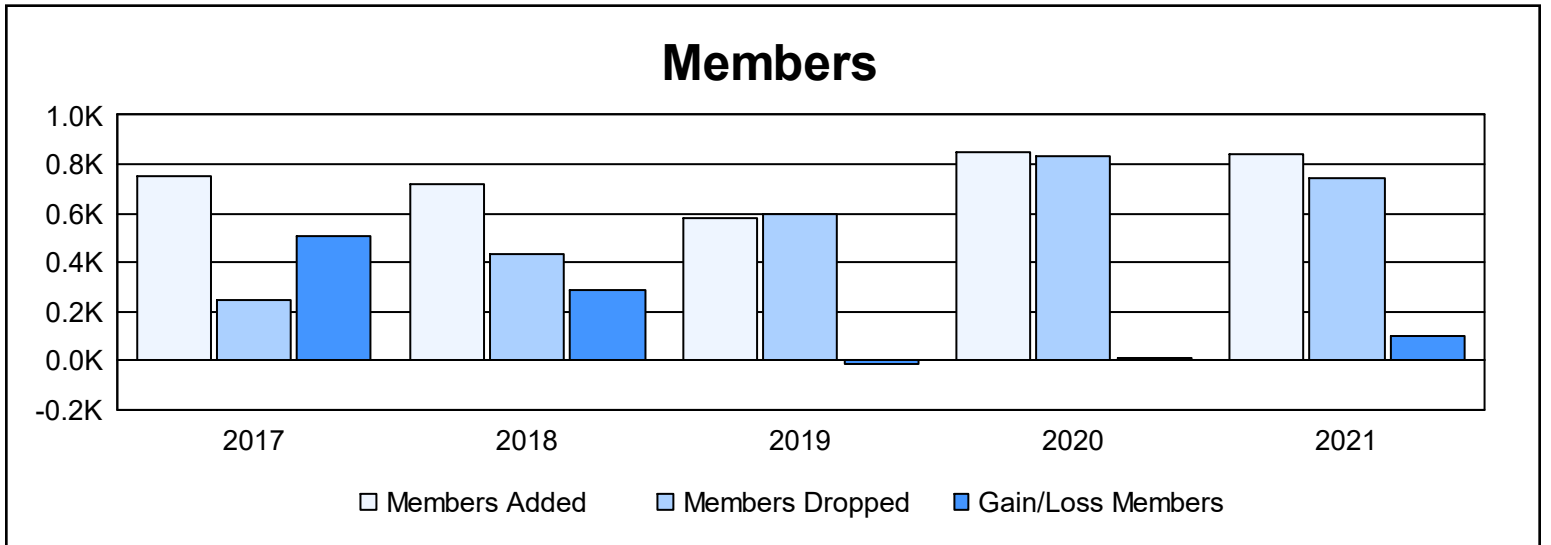
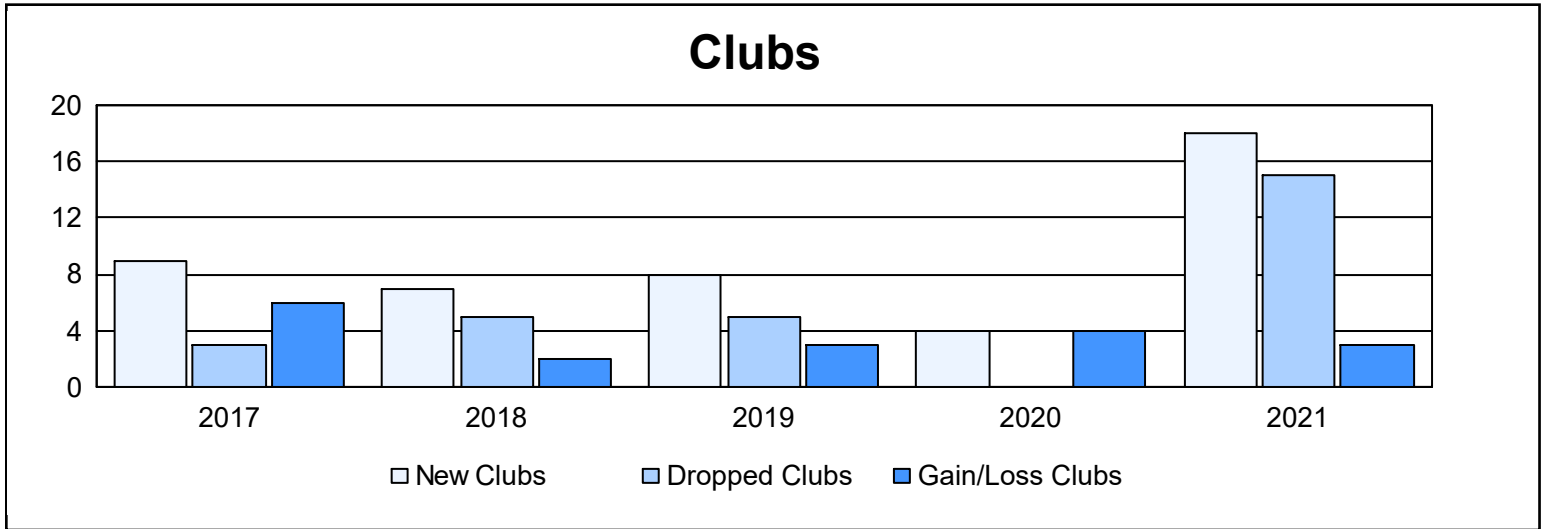
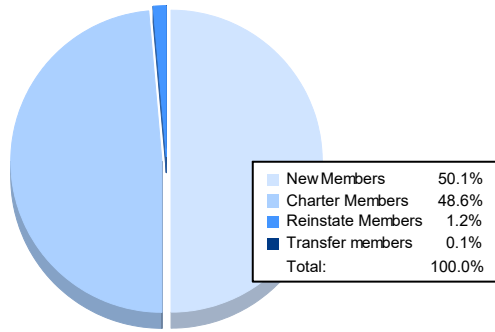


Year	New Clubs	Dropped Clubs	Gain/ Loss Clubs	New Members	Charter Members	Reinstate Members	Transfer Members	Total Member Added	Total Members Dropped	Gain/ Loss Members
2016-2017	9	3	6	525	196	29	2	752	244	508
2017-2018	7	5	2	506	193	20	0	719	434	285
2018-2019	8	5	3	305	202	68	8	583	595	-12
2019-2020	4	0	4	295	295	254	1	845	832	13
2020-2021	18	15	3	422	409	10	1	842	743	99
<b>Average</b>	<b>9</b>	<b>6</b>	<b>4</b>	<b>411</b>	<b>259</b>	<b>76</b>	<b>2</b>	<b>748</b>	<b>570</b>	<b>179</b>



### Membership Composition June 2021 Cumulative



### Gender Composition June 2021 Cumulative

